


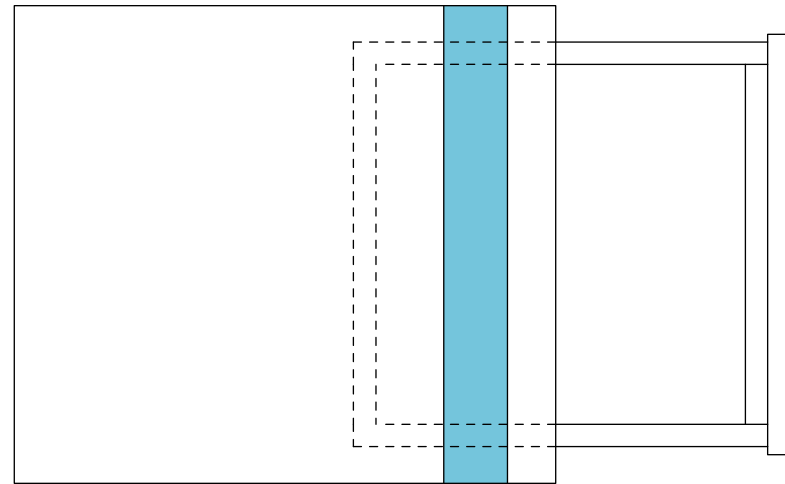


WILL MY BIKE FIT ON TÎAN?

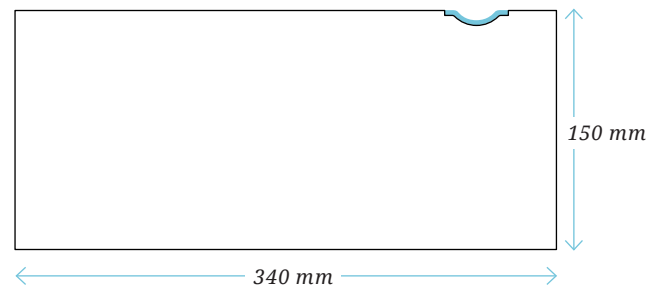
It's easy to find out whether your bike will fit on TÎAN. Bicycles with classical diamond frames with a straight or slightly sloping top tube are suited best to TÎAN. The triangle between the top tube, the down tube, and the seat tube should provide space for a rectangle of at least 30 cm width and 15 cm height. Your handlebars should not be more than 57 cm wide. In addition, TÎAN will support bicycles with a maximum weight of 15 kg (when mounted on a sufficiently sturdy wall).



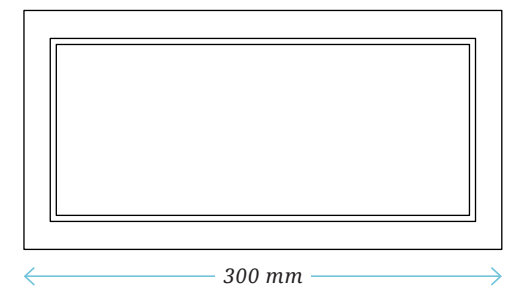
TOP VIEW



SIDE VIEW



FRONT VIEW





1. Print this page. Make sure the printout size is set to 100%.
2. Cut out the pattern.
3. Hold the pattern to up to the lower edge of the top tube of your bicycle (see drawing).
4. If the pattern does not touch the frame below or on the sides, your bike will fit on TĪAN.

Please note that since TĪAN is exactly 30 cm wide and this A4 page is only 29.7 cm wide, you will need to allow for an additional 3 mm.

